

Lustre

Moisture and Dirt Control



Features

Internal entrance, walk off mat, specially designed to manage moisture and dirt control in high traffic areas. Can be utilised in commercial as well as industrial environments.

Available in 4 style shapes. Can be printed to add logo or messaging.

- Highly effective wet absorption and dirt trapping action.
- Constructed of nylon twist fibres with nitrile rubber gripper backing and double reinforced borders.
- Gripper backing minimises movement on carpeted areas.




Product Specification


Material:	Nylon twist, nitrile rubber backing
Thickness:	9mm
UV Resistant:	Yes
Environment:	Indoor
Wear Resistance:	Medium foot traffic
Water Retention:	High
Soil Resistance:	High
Cleaning:	Machine launderable, vacuum, extraction clean or hosed off.

Code	Size
LM2436	60cm x 85cm
LM3648	85cm x 120cm
LM3660	85cm x 150cm
LM310	85cm x 300cm
LM4872	115cm x 180cm
LM4896	115cm x 240cm


Shaped Lustre mats available as illustrated, in diameter/width: 85cm, 115cm and 150cm - please ask for details.




Charcoal




Cranberry



Forest Green



Deep Blue



Walnut



Shape One



Shape Two



Shape Three



Shape Four